

MINITAB STATISTICAL SOFTWARE ADD-ON

Supply Chain Module

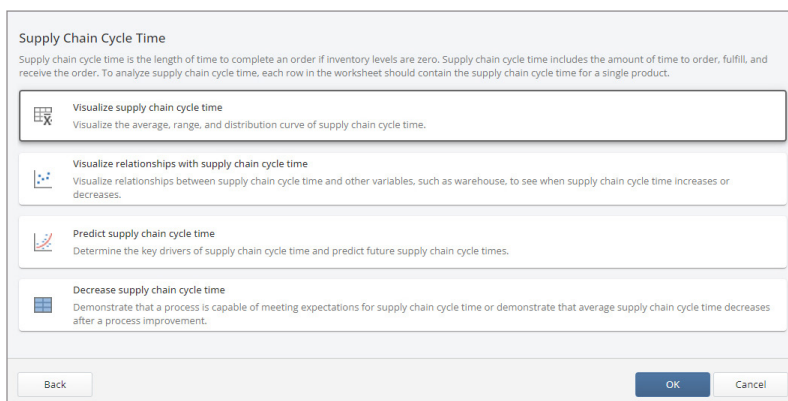
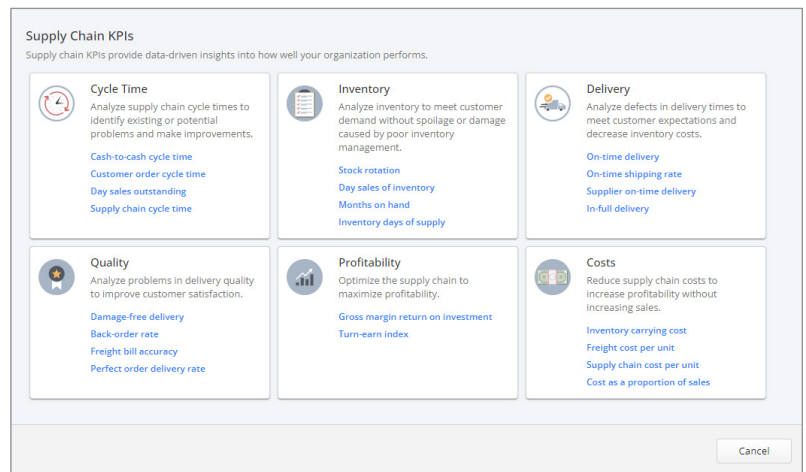
Data analysis to optimize your supply chain operations

The Minitab® Supply Chain Module provides organizations with purpose-built data analyses to help them measure, understand, and improve their supply chains. Guided problem solving with commonly used terminology saves time and simplifies uncovering the most frequently used supply chain key performance indicators (KPIs).

Familiar KPIs and Terminology

The Minitab® Supply Chain Module makes it easy to find the data insights you need. Pre-built analyses for KPIs like cycle time, inventory, delivery, quality, profitability and cost save time previously spent deciphering what type of data analysis to use for the desired results.

Guided problem solving written in commonly understood supply chain language means you don't have to be a statistician to understand your data.

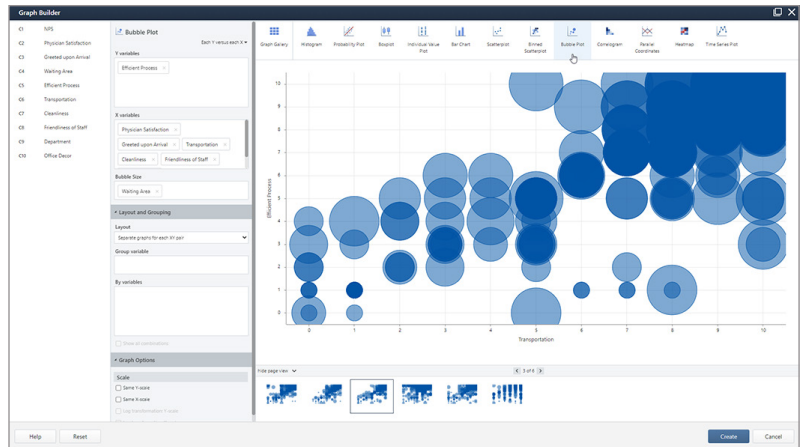


Expert Guidance

Information icons connect to support pages written in your terminology with specific supply chain examples, while our industry-leading technical support team is available via phone or email to help as needed.

The Power of Minitab®

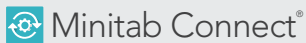
Minitab®'s trusted statistical tools help organizations around the world get the most out of their data. Discover trends, identify and predict patterns, uncover hidden relationships between variables, and create precise visualizations to tackle even the most daunting challenges and opportunities on your desktop or in the cloud.



Accelerate your digital transformation

Talk to Minitab today
minitab.com

Automation and Reporting — Data Analysis & Predictive Modeling — Model Deployment and Monitoring —



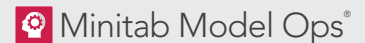
Integrate and transform data for analysis, reporting and monitoring



Powerful statistical software everyone can use



Machine learning and predictive analytics software



Model lifecycle management on a simple yet powerful platform

Visual Business Tools — Project Ideation & Execution — Self-Paced Learning — Quality Solutions —



Visual tools to ensure process and product excellence



Start, track, manage, and execute innovation and improvement initiatives



Master statistics and Minitab anywhere with online training



Monitor, respond, and deliver immediate quality and process monitoring